






## ERS/STR/GOLDBERG 2000 S/D

ERYIGIT's ERS/STR/GOLDBERG steam sterilizer is offered in a pre-vacuum configuration and is designed and manufactured for fast and efficient sterilization of textile material, surgical instruments, dressing tools, rubber materials and liquids in a glass container in healthcare facilities

Size of Chamber		Dimensions	Single Door	Double Door
Chamber Volume	2000 Lt	Door Type	Fully Automatic Horizontal Sliding Door	
Chamber Depth	2100 mm	Depth	2500 mm	2500 mm
Chamber Width	800 mm	Width	2185 mm	2185 mm
Chamber Height	1200 mm	Height	2140 mm	2140 mm
STU Capacity*	18 pcs	Empty Weight	2382 kg	2652 kg
*Basket/container size (STU): 600x300x300 mm (WxLxH).		Packaged Weight	2795 kg	3062 kg

ERS/STR/GOLDBERG 2000 S/D steam sterilizers are designed and manufactured in compliance with the following requirements and standards

Medical Device Regulation	: EU 2017/745 MDR Annex VIII Rule 16	
Device Classification	: Class IIa, acc. to EU 2017/745 MDR (Annex VIII, Rule 16)	
Low Voltage Directive	: EN 60601-1; EN 61010-1; EN 61010-2-040	
EMC Directive	: EN 60601-1-2; EN 61326-1	
Pressure Equipment Directive	: PED 2014/68 EU	
Sterilization – Steam sterilizers – Large sterilizers	: EN 285:2016	
Quality Management System Requirements	: EN - ISO 9001:2015	
Medical Devices – Quality management systems – Requirements for regulatory purposes	: ISO 13485:2016	
Environmental Management Systems – Requirements with guidance for use	: ISO 14001:2015	
"Type" tests of ERS/STR/GOLDBERG series steam sterilizers are performed and certified according to the directives of EN 285 and TS EN 17665-1-2 by The German accreditation company HYGGEN GmbH.		

Device	
Control System	PLC (Programmable Logic Controller)
Operation Mode	Fully Automatic / Button Command and touch screen
Display Type	Color TFT, LCD Touch Screen
Display Sizes Available	7,0"(standard) / 10,0" (optional)
Key Pad	Touchscreen
Printer	40 Character/line, integrated thermal printer
Communication	RS232 Port/USB Port
Warning System	Visual & Audio & Printed
Data Storage	400 cycles
Monitoring	Addition to Touchscreen, analogue gauges for chamber, jacket, generator and air pressure
Mobility	Easy positioning on 4 castors (2 x swivel) and firm fixing on suspension legs
Steam Control	Through pneumatic and electric valves

Standard Programs*			
Medical & Surgical Instruments (134°C)	~ 60 min	Bowie & Dick Test (134°C)	~ 45 min
Textile Materials (134°C)	~ 70 min	Vacuum Leak Test	~ 25 min
Rubber Articles (121°C)	~ 80 min	Customized Program Capacity	10
Liquids in Glass Container (121°C)	~ 60 min		
Silicone Implants (121°C)	~ 80 min		
Flash (134°C)	~ 45 min		
Prion (134°C)	~ 90 min		

\*Program duration may vary depending on the amount of load and the program. They refer to full process including drying with an average load.

# TECHNICAL DATA SHEET | STEAM STERILIZER ERS/STR/GOLDBERG 2000 S/D



## Safety & Quality Features

✓ Protects operator from electrical current leaks
✓ Short circuit protection
✓ Safety valve
✓ Hepa filter for air filtration
✓ Water level control with electrodes in generator
✓ Water level buoy (at water tank)
✓ Steam traps for sensitive steam drainage
✓ Leak test

✓ Password protection
✓ Sensors against obstructions on the doors way
✓ Pressured door locks
✓ Unable to open both doors at once in Septic-Aseptic models
✓ Emergency stop button

## Temperature

Range	110°C - 141°C (chamber)
Measurement	2 x PT 100 (DIN Class A) Sensors
Location	Chamber (1), Generator (1)

## Pressure

Measurement	Pressure Transducer (3)
Location	Chamber (1), Jacket (1), Generator (1)

## Vacuum

Source	Pump, liquid ring (5.5 kW)
Capacity	60 mbar
Pre-Vacuum	Yes

## Construction

Frame/Carcase	Electrostatic powder paint on carbon steel AISI 304 stainless steel is optional
Outer Panel	AISI 304 stainless steel
Chamber	6.0 mm, AISI 316L stainless steel AISI 316Ti stainless steel is optional
Jacket	3 mm, AISI 304L stainless steel, partial cover AISI 316L/Ti stainless steel is optional Full cover jacket is optional
Door	6 mm, AISI 304L stainless steel
Panels Surrounding	AISI 304L stainless steel
Piping	Brass AISI 304L stainless steel
Chamber Polishing	Electro polishing is optional

## Installation Requirement

Power	82 kW, 3 Phase / 380±%10 VAC, 50 Hz
Water	RO treated deionized water for high performance

## Chamber

Test Pressure	5 Bar
Test Temperature	150°C
Working Pressure	2,8 Bar
Working Temperature	140°C

## Steam Generator

Capacity	60 Lt
Water Level Protection	CRES* / AISI 304L, AISI 316L, AISI 316Ti stainless steel
Power (3 Phase, 380 ±%10 VAC)	75 kW
Test Pressure	7 Bar
Test Temperature	160°C
Working Pressure	3 Bar
Working Temperature	150°C

\* CRES : Corrosion Resistant Stainless Steel

## Consumption

Electricity	28 kW/cycle*
Water	37-454 Lt*

\*Electric and water consumption may increase depending on the selected program and load amount

## Steam

Type	97% Saturated Steam at Abs. Pressure
Source	Built in Steam Generator Central Steam System is optional
Side of Applied Steam	Lateral

## Optional Accessories

2 Shelves including chamber rails
2 Cart Set (Transport + Loading) with adjustable height option
Double Transport Trolley (Optional Height Adjusting)
Double Loading Cart (AISI 304L Stainless Steel)
STU Basket (AISI 304L Stainless Steel)

# TECHNICAL DATA SHEET | STEAM STERILIZER ERS/STR/GOLDBERG 2000 S/D

Feeding Water Requirements *		Drainage	
Residue on evaporation	≤ 10 mg/L	Water	Inclined metal pipe to be installed onsite with at least 2 meters of length (diameter: 2" - 3")
Silicate (SiO2)	≤ 1 mg/L	Steam (Condensed)	Steam Trap (built in)
Iron	≤ 0,2 mg/L	Air	Central Air System of Hospital 6-8 bar pressure
Cadmium	≤ 0,005 mg/L		Built in air compressor is optional
Lead	≤ 0,05 mg/L		
Heavy metals other than iron, cadmium, lead	≤ 0,1mg/L		
Chloride (Cl)	≤ 2 mg/L		
Phosphate (P2O5)	≤ 0,5 mg/L		
Conductivity (at 25°C)	≤ 5 µS/cm		
pH Value (degree of acidity)	5 to 7,5		
Appearance	Free of sediment, clear, colorless		
Hardness (Σ Earth Alkali Ions)	≤ 0,02 mMol/L		



\* Water quality should be checked by standard analytical test methods by the institution which utilizes the sterilizer.

## Installation Condition

At least 60 cm space is needed on both lateral sides of the device to provide an effective technical service. Exhaust fan or ventilation funnel needs to be placed above the device for an effective evacuation of heat.

## For more information, please contact



**Eryiğit Endüstriyel Makine ve Tıbbi Cihazlar İml. İth. İhr. İnş. Tic. A.Ş.**

Address: İvedik Organize Sanayi Bölgesi Özanadolu Sanayi Sitesi 1453. Sok. No:3 Ostim, Yenimahalle – Ankara

Tel : +90.312.395 57 95

Fax : +90.312.395 57 96

E-mail : [info@eryigit.com.tr](mailto:info@eryigit.com.tr); [sales@eryigit.com.tr](mailto:sales@eryigit.com.tr)

Web : [www.eryigit.com.tr](http://www.eryigit.com.tr)

EN 285:2016  
EN 17665  
EU 2017/ 745  
MDR  
PED 2014/68/EU  
ISO 9001:2015  
ISO 13485:2016  
ISO 14001:2015



This document is intended for the use of Distributors/Dealers/Customers of Eryiğit Endüstriyel Makine ve Tıbbi Cihazlar İml. İth. İhr. İnş. Tic. A.Ş.

Reproduction in whole or in part by any other party is prohibited.

ERYIGIT specifications are given for reference only and are subject to change without any previous notice. Accessory/Product images are for illustrative purposes only.